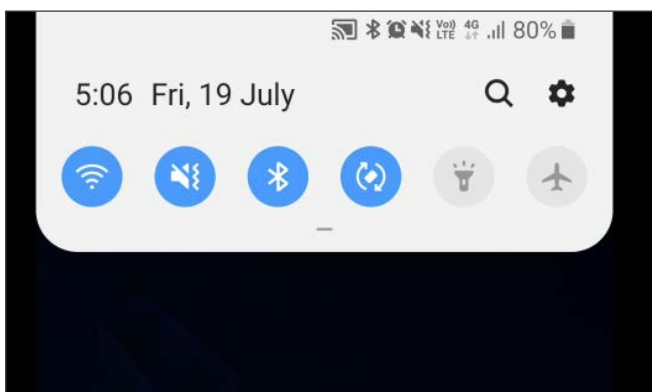


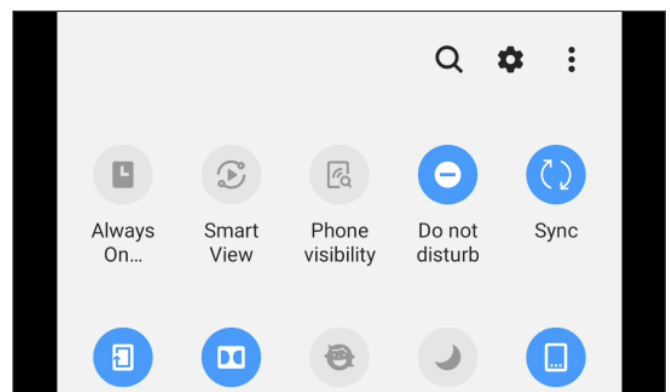
How to set up Do Not Disturb While Driving on your Android



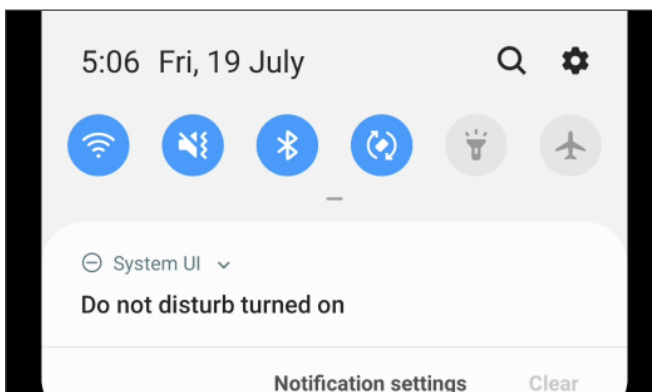
Option 1: How to access the 'Do Not Disturb' feature



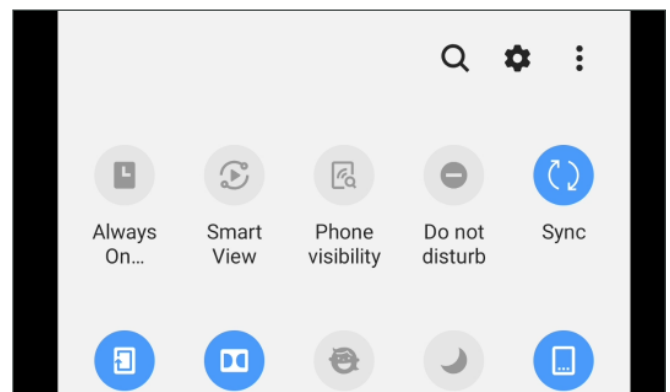
1. Go to your notification shade



2. Depending on your OS version, the quick toggle for 'Do Not Disturb' can be found on either the 1st or 2nd panel



3. Activate before you get into the car



4. Deactivate when you have finished driving

More information on 'Do Not Disturb' can be found on your manufacturer's website.

Option 2: Download 'Do Not Disturb While Driving' App

Head to the Google Play store and download one of the 'Do not Disturb While Driving' apps and follow the instructions.

If you're a Learner or P1 driver under 25, it's illegal for you to use any function on a mobile phone. This includes hand-held, hands-free, wireless headsets or a mobile phone's loudspeaker function. Don't forget, your passengers are also banned from using a mobile phone's loudspeaker function.

13 QGOV (13 74 68)

StreetSmartsQLD