


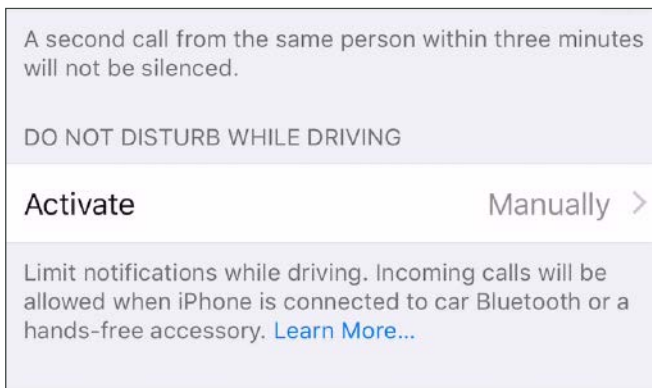
How to set up Do Not Disturb While Driving on your iPhone



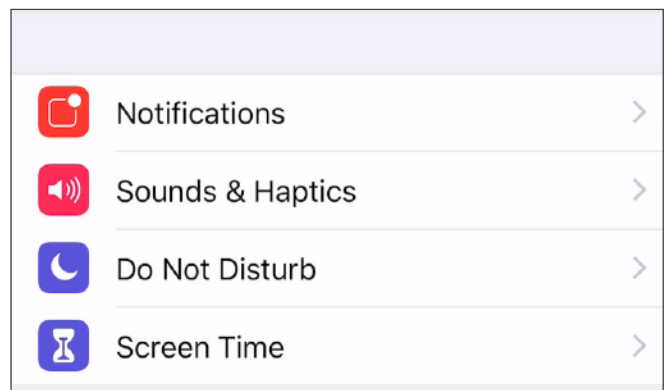
Step-by-step instructions



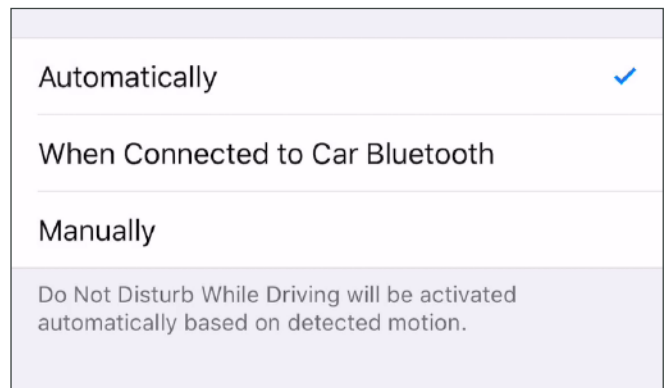
1. Go to settings



3. Scroll down to 'Do Not Disturb While Driving'



2. Go to 'Do Not Disturb'



4. Activate it, choosing 1 of 3 options
– automatically, when connected to car
Bluetooth or manually

If you're a Learner or P1 driver under 25, it's illegal for you to use any function on a mobile phone. This includes hand-held, hands-free, wireless headsets or a mobile phone's loudspeaker function. Don't forget, your passengers are also banned from using a mobile phone's loudspeaker function.

13 QGOV (13 74 68)

StreetSmartsQLD